


.75

1.7-3.8 Bar
170-380 kPa
30-50 PSI




2.2-3.4 l/m
0.6-0.9 GPM


1.0

1.7-3.8 Bar
170-380 kPa
30-50 PSI



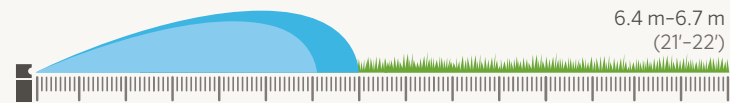
3.0-4.2 l/m
0.9-1.1 GPM


1.5

1.7-3.8 Bar
170-380 kPa
30-50 PSI




4.5-6.7 l/m
1.3-1.7 GPM


2.0

1.7-3.8 Bar
170-380 kPa
30-50 PSI



5.6-9.3 l/m
1.7-2.3 GPM





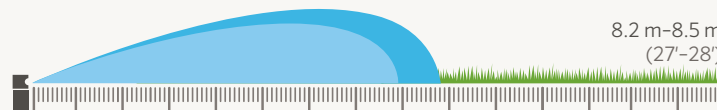
2.5



1.7-3.8 Bar
170-380 kPa
30-50 PSI



7.6-10.9 l/m
2.2-2.8 GPM



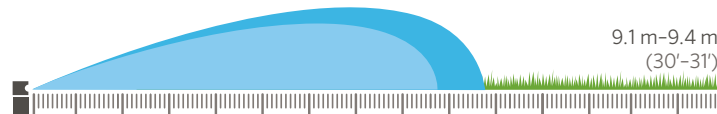
3.0



1.7-3.8 Bar
170-380 kPa
30-50 PSI



8.5-13.7 l/m
2.5-3.4 GPM



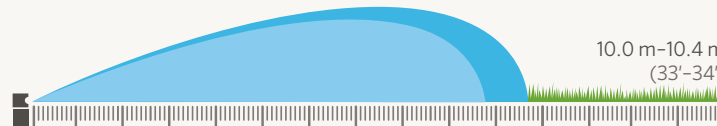
4.0



1.7-3.8 Bar
170-380 kPa
30-50 PSI



13.3-16.7 l/m
3.7-4.3 GPM



5.0



1.7-3.8 Bar
170-380 kPa
30-50 PSI



17.0-20.5 l/m
4.7-5.3 GPM

