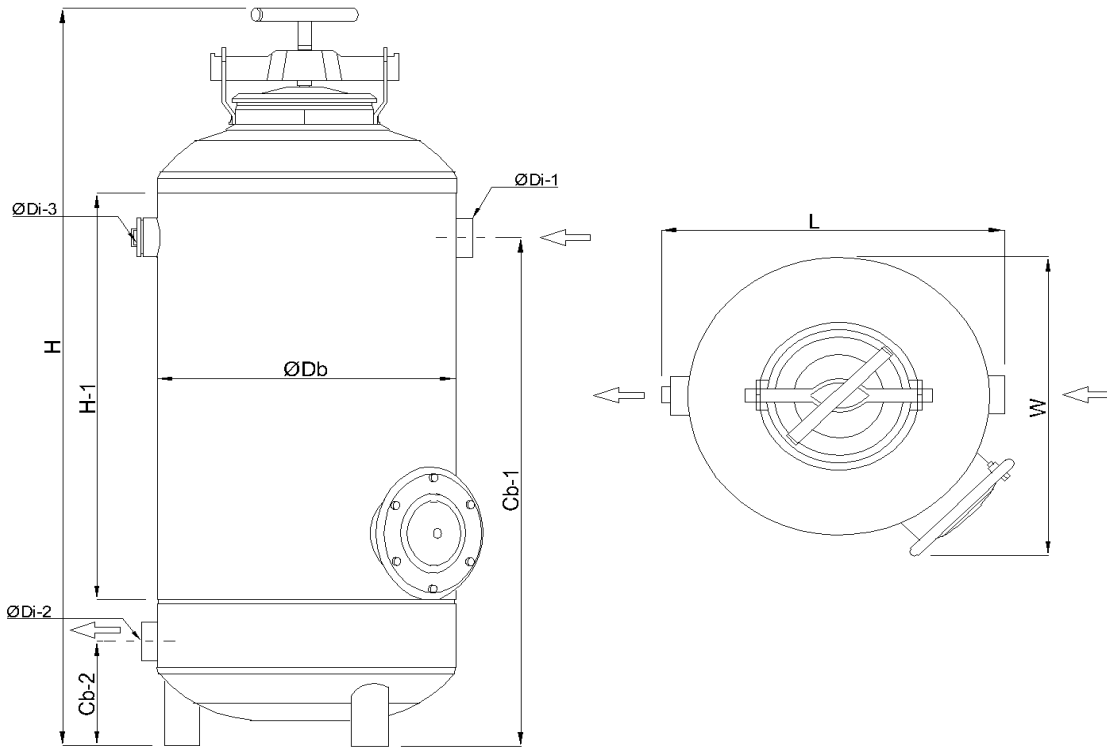


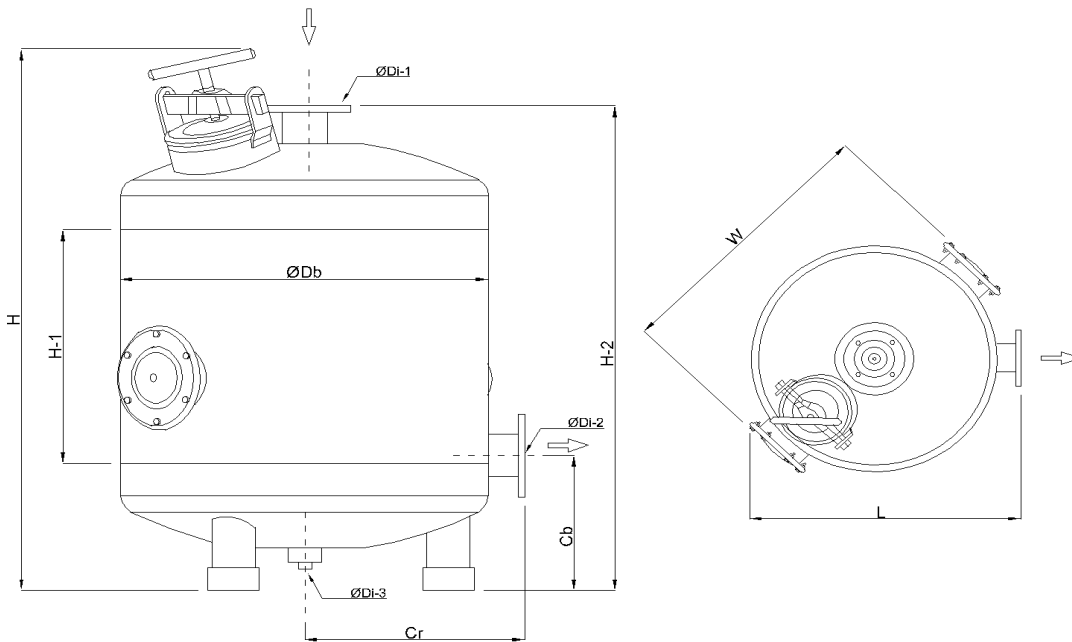
Sand Filter
FAMILY_7024310M

Technical Drawing

Model:7024310-7024314



Model:7024315-7024316



Model:7024317-7024318

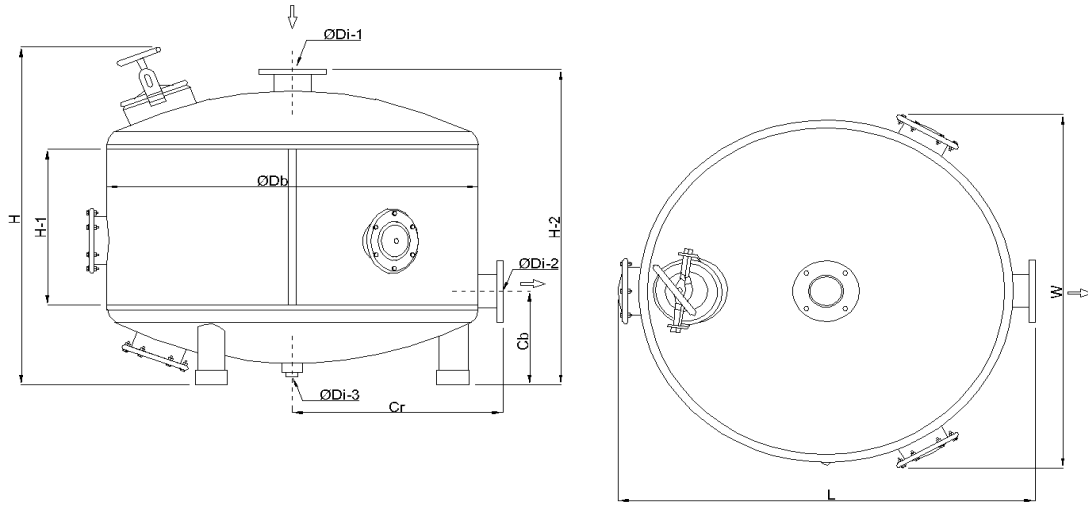


Table of size in (mm)

Model:7024310-7024314

Model	L	W	H	H-1	Cb-1	Cb-2	Db	Di-1	Di-2	Di-3	Recom. Flow Rate (m ³ /h)	Backwash Flow Rate (m ³ /h)	Filtration area (m ²)	Weight Unit (kg)	No. Gravel bags of 25 kg
7024310	439	348	1163	669	785	150	12"	1"	1"	1"	3.5-5	6	0.07	45	2
7024311	449	411	1171	590	870	180	16"	1.5"	1.5"	1.5"	5.3-9	10	0.12	48	3
7024312	548	517	1278	705	550	180	20"	2"	2"	2"	8-13.5	17	0.2	60	5
7024313	558	517	1278	705	880	180	20"	3"	3"	2"	8-13.5	17	0.2	60	5
7024314	696	634	1281	705	880	180	24"	2"	2"	2"	13.5-20	25	0.29	85	7

Model:7024315-7024316

Model	L	W	H	H-1	H-2	Cb	Cr	Db	Di-1	Di-2	Di-3	Recom. Flow Rate (m ³ /h)	Backwash Flow Rate (m ³ /h)	Filtration area (m ²)	Weight Unit (kg)	No. Gravel bags of 25 kg
7024315	825	864	1197	518	1070	300	445	30"	3"	3"	2"	20-30	38	0.44	130	12
7024316	960	1017	1243	625	1110	300	520	36"	3"	3"	2"	32-44	55	0.64	170	16

Model:7024317-7024318

7024317	1378	1242	1189	554	1110	330	675	48"	4"	4"	2"	55-79	96	1.13	246	23
7024318	1585	1520	1515	565	1420	440	830	60"	4"	4"	2"	80-150	155	1.17	515	40

GRAPH-Pressure loss at 120 micron

