



FLOTIDE

POOLS & POOL ENCLOSURES



NORSUP

INDEX

POOLS	6
FLOTIDE POOLS	8
FLOTIDE PRO POOLS	12
NORSUP POOLS	16
POOL ACCESSORIES	20
POOL ENCLOSURES	24
SUPREME LINE	28
PREMIUM LINE	32
PRO LINE	36
BASIC LINE	40
SLIDING RAILS	42
ENTRY OPTIONS	42



ONE PIECE POOLS & ENCLOSURES

ENJOY QUICK AND EASY INSTALLATION WITH OUR HIGH QUALITY, PRE-INSTALLED ONE-PIECE POOLS.

Are you looking for an easy and cost effective solution to to enjoy a new pool as soon as possible? Then one-piece pools are the answer! With every pool it is possible to receive it pre-installed with skimmers, lights, piping, a counter current pump and more, which ensures faster installation and short-term pool enjoyment!

With more than 25 years' manufacturing experience, our Norsup and Flotide pools are constructed from the highest quality materials, ensuring we can guarantee extended operation life and exceptional design. We offer skimmer and overflow pool model options in different materials. We also offer pools with and without a built-in roller shaft. Every pool is custom-made, and is available in different sizes, wall thicknesses, stair designs and colour options.





THE PRACTICAL CHOICE FOR MODERN LIVING

Whether we're talking about the swimming pool, watering the garden or collecting rainwater - Flotide makes it easy for consumers to use water more efficiently around the home.

Flotide offers a wide range to enjoy your pool and garden the way you please. Reliable quality and luxury feeling at affordable prices. With Flotide you get true value for money and contribute to the environment with water and power saving products.



FLOTIDE
Enjoy water at home



EXTRA LUXURY AND DESIGN

Norsup translates the simplicity and joy of water to high-quality technical installations for pools and water technology that are as pure and simple as water itself. Norsup has the best pools, pumps, heat pumps, water treatment, cleaning robots, filters and controlling equipment.

The range is expanding continuously with new products added regularly, with the goal to offer a complete range of high-quality pool materials to install from beginning to end. All products fit seamlessly to each other and guarantee a complete, perfectly operating system.



Install a complete Norsup system, including the NorsupOne app and control your pool from the palm of your hand! Check water quality, increase the water temperature or turn on the pool lights – ultimate and worry-free pool enjoyment! www.norsup.com


NORSUP
BRINGING WATER TO THE NEXT LEVEL



POOLS

FLOTIDE / NORSUP

The outstanding quality of our pools is the result of many years of development and our ongoing efforts to maximise the degree of innovation.

We do our best to adjust pools to meet the customers' requirements. We are able to manufacture pools tailored to your desired pool shape and dimensions. We offer a selection of pool types, colours and steps and a wide variety of accessories and features. Naturally, the pool is equipped with the water treatment technology that best fits the customer's priorities and wishes.

BENEFITS

TIMELESS DESIGN AND HIGH QUALITY

Functional and practical pools with modern design.

LONG LIFESPAN

Highest-quality materials, technologies, and workmanship.

TAILORED TO CUSTOMER'S REQUIREMENTS

Don't limit yourself - we will manufacture a pool to fit your specific needs.


10-YEAR WARRANTY ON THE POOL SHELL

Applicable to all of our pool models.


PREMIUM MATERIAL

Harmless to health, colourfast, non-permeable material resistant to chemicals, UV radiation and mechanical damage.

MODELS



FLOTIDE POOL - Practical choice for modern living
8 mm wall thickness



FLOTIDE PRO POOL - Revolutionary cost-efficient solution
8 mm wall thickness




NORSUP POOL - Extra luxury and design
12 mm wall thickness


POOL MATERIALS

We design all our pools from a special Polystone plastic (polypropylene) delivered by the German company Röchling, with a thickness ranging from 8 to 12 mm. This homogeneous material is characterised by its colourfastness and frost-resistance. We use exclusively high-quality, non-absorbent insulation to insulate the pool walls and floor.


AVAILABLE COLOURS




Polystone blue
Polypropylene



Polystone white
Polypropylene



Polystone grey PG
Polypropylene



Polystone PGX anthracite
Polypropylene

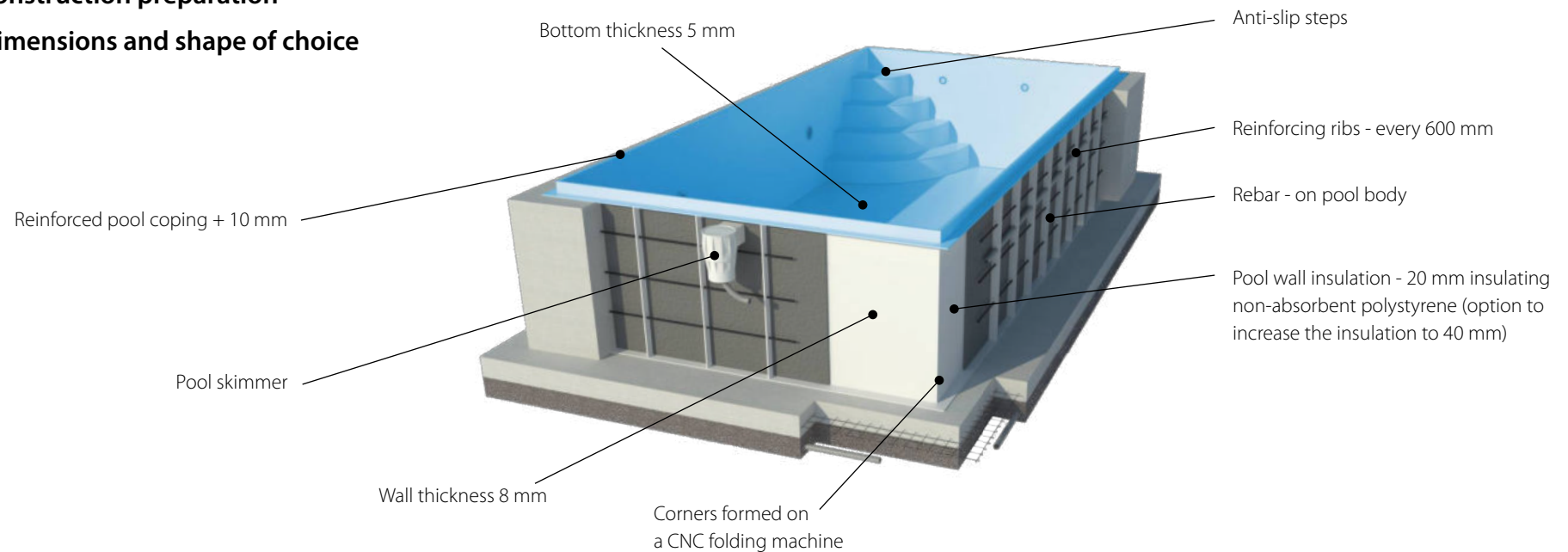


Practical choice for modern living

FLOTIDE POOLS

TRADITIONAL SOLUTIONS USING THE LATEST TECHNOLOGY

- Classic and time-proven solutions
- Easy construction preparation
- Pool dimensions and shape of choice



10-YEAR WARRANTY

We are confident of our quality and therefore offer a 10-year warranty on our Flotide pool shells.



POOLS OF DIFFERENT SIZES

You can choose the size of the pool yourself. We don't limit your choices to a standardised range of pools.



INNOVATIVE CONSTRUCTION SOLUTIONS

We are committed to using the highest quality materials, technologies, and performance during construction.



FLOTIDE



POOL ENTRY OPTIONS



Round corner steps



Round corner steps with bench




Double-sided round corner steps with bench



Square corner steps



Square steps



Steps along the entire pool



Square outer steps



Round outer steps




Straight diagonal corner steps



Curved corner steps with full width bench

POOL TYPES




Pool with skimmer




Overflow pool


POLYSTONE MATERIAL



Blue



White



Grey (RAL 7004)

POOL SHAPE

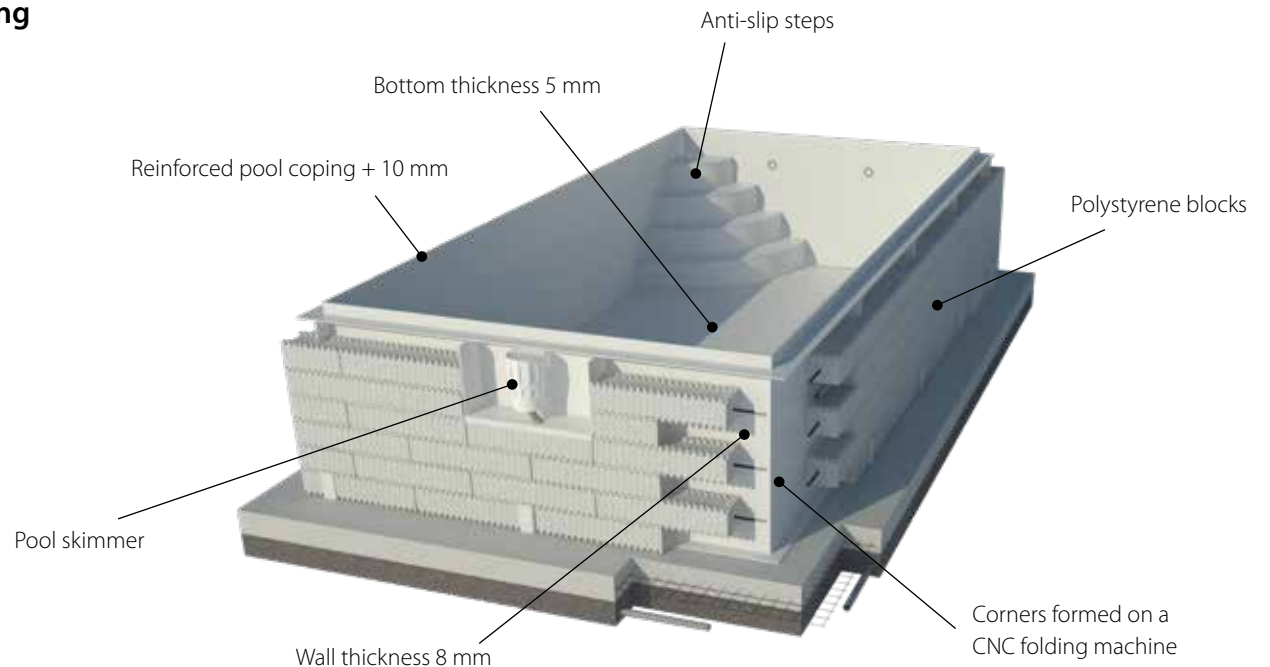


Square

FLOTIDE PRO POOLS

SAVES TIME AND MINIMISES COSTS WITHOUT COMPROMISE

- High degree of insulation - the double thermal insulation and related thermal insulation features will prolong the pool bathing season
- Lower construction costs - the polystyrene blocks are fitted in concrete directly on the pool body
- Delivery to the customer in one piece
- Utilising time-tested concrete styroblocs with very sturdy connecting locks



10-YEAR WARRANTY

We are confident of our quality and therefore offer a 10-year warranty on our Flotide Pro pool shells.



INNOVATIVE CONSTRUCTION SOLUTIONS

We are committed to using the highest quality materials, technologies, and performance during construction.



COST SAVINGS

Flotide Pro pools are designed for maximum cost saving during both installation and subsequent use.



Revolutionary cost-efficient solution



FLOTIDE



PRO POOL MATERIALS

When Flotide adopted the reliable technologies of Polystone and special polystyrene fittings used in low-energy house construction, the world of pools witnessed the creation of a unique solution and a brand-new idea in pool design.

LATEST TECHNOLOGIES FOR POOL CONSTRUCTION

The pool construction is based on a complete pool frame which, when manufactured, is directly fitted with strengthening styroblocs with locks (fixed permanent shuttering) along the entire pool perimeter, including the horizontal reinforcing steel. The advantage of the Flotide Pro pool is that it is delivered in one compact piece on site. Once partially filled with water, the styroblocs will be concreted with a semi-liquid concrete, thus creating compact pool walls with thermal insulation. The entire pool is surrounded by soil.

PRO POOL ENTRY OPTIONS

Flotide offers a wide range of solutions for all your needs.



Round corner steps



Round corner steps with bench



Double-sided round corner steps with bench



Square corner steps



Square steps



Steps along the entire pool




Straight diagonal corner steps




Curved corner steps with full width bench

POOL TYPES




Pool with skimmer


POLYSTONE MATERIAL



Blue




White



Grey (RAL 7004)

POOL SHAPE

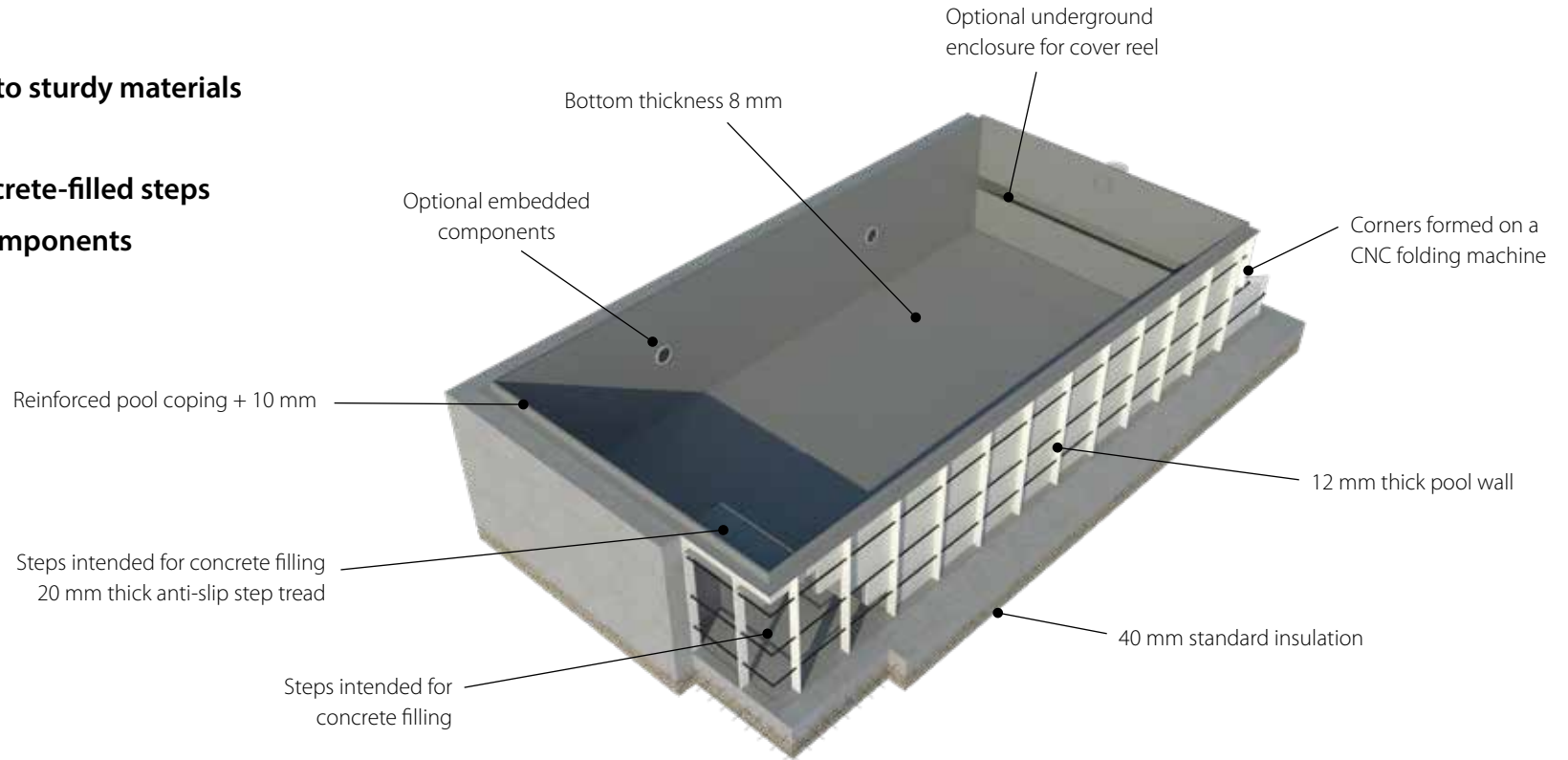


Square

NORSUP POOLS

LONG LIFESPAN AND EXCEPTIONAL DESIGN

- **Extended lifespan**
- **High durability thanks to sturdy materials of the highest quality**
- **Optional exclusive concrete-filled steps**
- **Optional embedded components**



15-YEAR WARRANTY

We are confident of our quality and therefore offer a 15-year warranty on our Norsup pool shells.



INNOVATIVE CONSTRUCTION SOLUTIONS

We are committed to using the highest quality materials, technologies, and performance during construction.




LUXURIOUS DESIGN

Unique design and construction. Ideal for modern architecture.



NORSUP

Extra luxury and design



LUXURY & LONG LIFESPAN

A combination of long lifespan, luxury design and premium accessories to satisfy even the most demanding customer.

HIGHLY RESILIENT POOL BODY

12 mm thick polypropylene wall plates and 8 mm thick Polystone bottom.

LUXURY STEPS WITH CONCRETE FILLING

It is only with the Norsup pools that you have the option to select this technological solution which prevents the unpleasant water stagnation under the steps. The anti-slip 20 mm thick step boards ensure that the entire steps will be 100% solid and fixed.

SHAFT / BENCH FOR SLATTED POOL COVER

Allow the water level cover to be installed in a panel on the shorter side of the pool. The cover itself is completely covered with a removable panel to ensure maximum safety.

EMBEDDED COMPONENTS


Our emphasis is on aesthetics and therefore the Norsup model offers the option to embed some of the components directly into the pool wall.

CONCRETE-FILLED STEPS

Steps in pools can be concrete-filled and have distinctive solidity. The step boards are 20 mm thick and fitted with an anti-slip surface - available only in white and dark grey (RAL 7005).




Narrow square steps



Steps along the entire pool



Square steps



Square steps with bench

BENCH FOR UNDERWATER POOL COVER



Bench



With steps



With steps



Bench with cavity for roll-out cover

POOL TYPES




Pool with skimmer




Overflow pool


POLYSTONE MATERIAL




Blue



White




Grey (RAL 7004)



Anthracite (RAL 7011)

POOL SHAPE



Square

A photograph of a swimming pool with two lounge chairs and a metal ladder. The pool is filled with clear blue water. The lounge chairs are made of dark brown wicker and are positioned on a concrete deck. The ladder is made of polished metal and is attached to the pool's edge. In the background, there are green bushes with red flowers and a white lattice fence.

POOL ACCESSORIES NORSUP & FLOTIDE POOLS

POOL COPING


Modern design and practical solution for the upper pool edge.

The coping profiles have the same design as the enclosure rails and integrate perfectly.



SKIMMER

A special anti-slip coping finishes the upper edge of the skimmer pool.



OVERFLOW

Aesthetic and practical finish to the upper edge of the overflow pool.

OVERFLOW GRATING

The overflow gutter grating has a new design and is available in three modern colours: stainless steel, light silver and white. All include elegant corner pieces.

The innovative grating allows faster water drainage and easy cleaning. The perfect complement for the coping.

OVERFLOW GRATING COLOUR OPTIONS

Corner junctions and joints between individual profiles are provided with covers.



Light silver



Stainless steel



White



SLAT COVERS

We offer a wide range of slat covers in different materials and colours.

POLYCARBONATE OPTIONS



Transparent solar (117)



Transparent blue (119)



Crystal clear (122)



Crystal solar (131)



Platinum (305)


PVC OPTIONS



White (113)



Grey (119)



Sand (116)



Azore Blue (132)

COUNTER CURRENT SYSTEM

TRAIN IN YOUR OWN POOL

A counter current system offers you the possibility to swim long distances in your own pool.



PREMIUM STYLING

We offer counter current systems with a stainless steel front, which gives it a premium look and feel.



We offer a wide range of different counter current systems. To learn about these options or receive more detailed information, please contact us.



LED POOL LIGHTS

We offer both RGB and white LED lights to build into the pool. Choose from the different coloured rings to create the perfect match for your pool.



RGB LED light



White LED light




Black

White

Grey

Sand



NORSUP



POOL ENCLOSURES



NORSUP

POOL ENCLOSURES

Get the most out of your pool. More efficient, less expensive, and with no need to conform to the weather. Our wide range of shape and colour options will ensure that the enclosure blends in with your garden.

These days, pool enclosures are a must-have feature for pools - especially because of current weather conditions. The enclosure will prolong the pool bathing season considerably and increase the value of investing in the pool. The pool enclosure is resistant to water and dampness and is low-maintenance.

BENEFITS

WATER QUALITY

Prevents water fouling, protects against dust, leaves and insects.

SAFETY

Prevents children or pets falling into the pool.

ENERGY SAVING

Reduces costs of water heating, prevents heat loss, helps to effectively heat the water - the "greenhouse effect".

SEASON EXTENSION

Prolongs the bathing season by several months and allows the use of the pool even in bad weather.


AESTHETICS

A wide range of shape and colour options of profiles and panelling.



MODELS & DIMENSIONS

The individual enclosure models can be manufactured in the following segment dimensions:



SUPREME LINE

Width: 250-525 cm
Height: 25-120 cm *




PREMIUM LINE

Width: 250-500 cm
Height: 45-120 cm *



PRO LINE

Width: 250-500 cm
Height: 80-190 cm *



BASIC LINE

Width: 300-525 cm
Height: 75-120 cm*

*The maximum enclosure dimensions are indicative only, they depend on the number of segments and panelling material. We will gladly provide you with specific options upon request.

SUPREME LINE

FLAT AND ANGULAR DESIGN

A combination of modern design with sophisticated functionality. The flat track on one side allows easy access to the pool. In three different colours, they harmoniously fit in every garden.



PRODUCT SERIES

We have designed the pool enclosure to meet today's needs, especially contemporary architectural trends. Both the form and the materials give the roof a luxurious, minimalistic style. The system is equipped with a single rail on one side which allows barrier-free access to the pool from 3 sides with minimal effort, thanks to its resilient and stable construction.

CONSTRUCTION COLOUR OPTIONS



Anodised silver
Aluminium




Anthracite RAL 7016

PANELLING COLOUR OPTIONS


With double UV stabilisation, 4 or 6 mm:




Transparent solid
Polycarbonate 4/6 mm



Smoked solid
Polycarbonate 4 mm



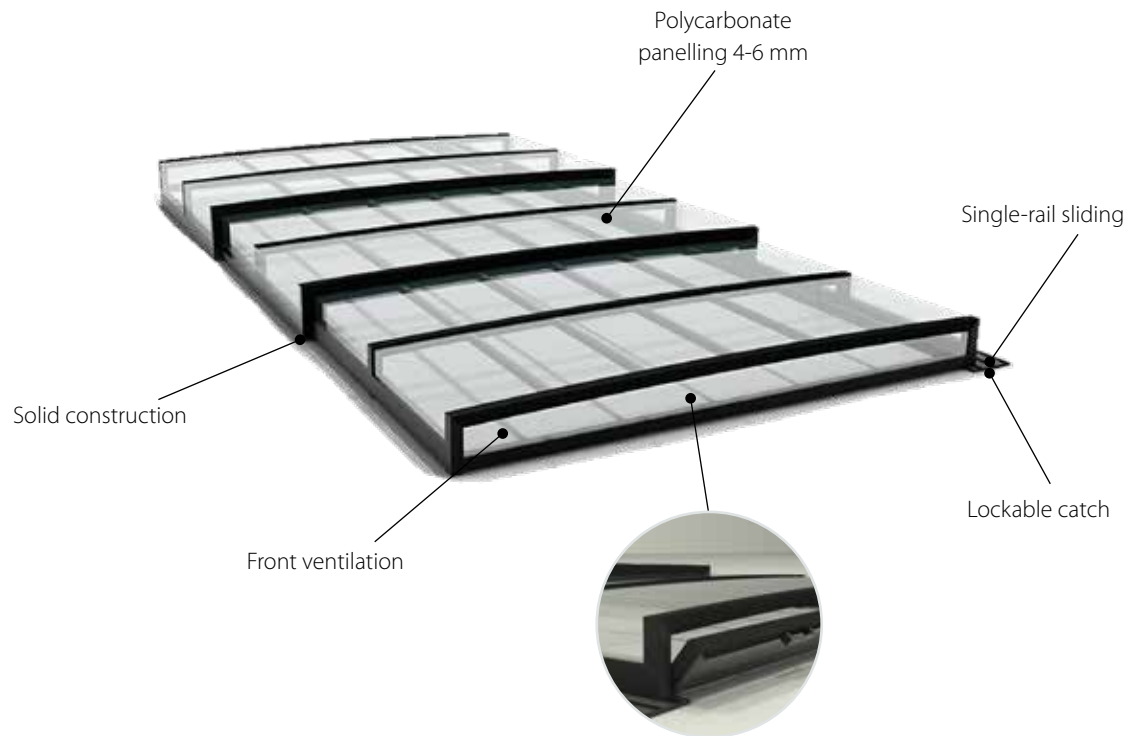
Solid grey
Polycarbonate 4 mm





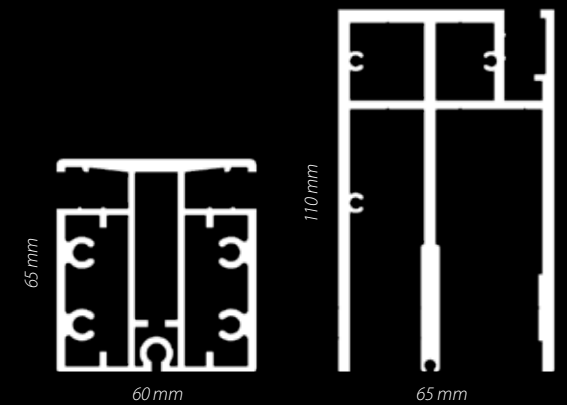
ENCLOSURE ADVANTAGES

- Modern and sophisticated design
- Single-rail sliding
- High-level of stability
- Easy operation



MODERN AND SOPHISTICATED DESIGN

The Supreme Line enclosure offers clean and modern design and high-end features, thus increasing the value of your house and garden.




SUPPORT PROFILE

RUNNING PROFILE

SINGLE-RAIL SLIDING*

The system is equipped with a single rail on one side which allows barrier-free access to the pool from 3 sides with minimal effort thanks to the substantial and stable construction.



** This model can be equipped with a rail on each side*

FRONT VENTILATION

The practical low-maintenance front ventilation will ensure the necessary air circulation while maintaining safe entry into the pool.



SUPERIOR CONSTRUCTION STRENGTH

The combination of thick-walled profiles and polycarbonate panelling (4-6 mm) ensures a high level of stability.



LOCKABLE CATCH

The lockable catch increases the safety of the pool and keeps it protected even against extreme wind.



EASY OPERATION

Thanks to its substantial and stable construction and single-rail system, you may operate our enclosure with minimum effort. It is also possible to install an electric motor with a convenient remote control.



COLLECTOR OF INDIVIDUAL SEGMENTS

Our enclosure segments are telescopic. It is only necessary to manually unlock the outermost segment when extending or retracting the enclosure. Therefore, the operation of the enclosure is much easier and faster.



PREMIUM LINE

EMPHASIS ON DESIGN

The low profile of this enclosure with transparent glass edges will ensure an unimpeded view of the pool surroundings.



PRODUCT SERIES

The Premium Line series offers a wide range of classic models from which you can choose, according to your needs.

CONSTRUCTION COLOUR OPTIONS




Anodised silver
Aluminium



Anodised champagne
Aluminium



Anthracite RAL 7016





NEW CATCH AND COLLECTOR SYSTEM ON PREMIUM LINE ENCLOSURES

- Faster and easier maintenance - telescopic enclosure system facilitates easy movement of segments
- An extremely stable and durable system
- Maximum flexibility and comfort - after releasing the collectors, the segments can move in both directions independently



CONSTRUCTION PANELLING OPTIONS

The panelling of the entire enclosure is made out of material from the world's leading manufacturer of extruded sheets, the Swedish company Arla Plast. Our polycarbonate is always equipped with double stabilisation against UV radiation.




Transparent unicameral
Polycarbonate 10 mm




Smoked unicameral
Polycarbonate 10 mm



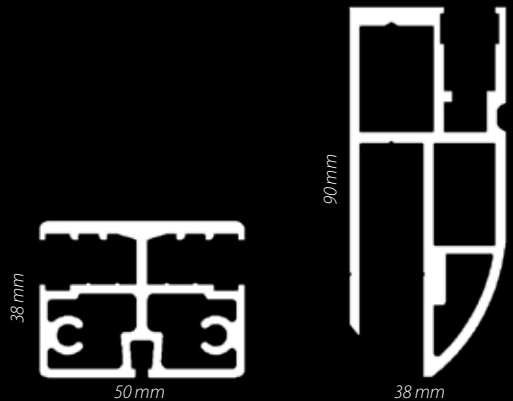
Transparent solid
Polycarbonate 4 mm



Smoked solid
Polycarbonate 4 mm



Solid grey
Polycarbonate 4 mm



SUPPORT PROFILE

RUNNING PROFILE



SLIDING RAILS CONTINUOUSLY ACCESSIBLE

EFFORTLESS EXTENSION AND RETRACTION

The sliding tracks and the entire sliding system are constructed with an emphasis on minimal resistance when handling the enclosure.

LOWER THAN 15 mm

The flat accessible profile does not hinder the use of the pool when the enclosure is retracted.

ANTI-SLIP SURFACE

Ensured by the anti-slip grating of the sliding rail top surface.

ANODISED ALUMINIUM IN COLOUR OF ENCLOSURE



Anodised silver
Aluminium



Anodised champagne
Aluminium



STAINLESS STEEL CATCHES

The Premium Line enclosure is now delivered with high quality stainless steel catches as standard.



TELESCOPIC COVER SYSTEM

An exclusive solution, unique to the Premium Line. To move all cover segments, simply release the catches of the outermost segments.



LOCKABLE AND COMPLETELY SAFE

The whole system can also be ordered in a lockable version. This option increases safety and protects the pool.

PRO LINE TRUE CLASSIC

Simplicity and great strength are the main features of this classic style of enclosure. Its design is suitable even for heavy-snow weather conditions.



PRODUCT SERIES

The Pro Line offers the most space with a height of up to 1.9 m. Thanks to the universal structure of the roof and the optional revolving door, it is also ideal for pools with access in the middle.

CONSTRUCTION COLOUR OPTIONS



Anodised silver
Aluminium



Anthracite powder
coated RAL 7016





ENCLOSURE ADVANTAGES

- Spacious and universal design
- Running rails on both sides (15 mm flat)
- High quality plastic rolls
- Glass fronts removable on both sides
- High quality castors



Revolving / sliding door



Ventilation flap



BASIC LINE

LOW LEVEL YET FUNCTIONAL

This discreet style of enclosure is suitable for situations when it is required not to disrupt an existing architecturally-balanced landscape of the garden and pool surroundings, while all advantages of an enclosed pool remain.

BASIC LINE ENCLOSURE ADVANTAGES

- Classic curved design
- Running rails on both sides (15 mm flat)
- High quality plastic rolls
- Glass fronts removable on both sides
- High quality castors





SLIDING RAILS

AUTOMATIC ENCLOSURE

EXCLUSIVELY FROM NORSUP

Electronic sliding with smart remote control can be installed in addition to any type of manual pool enclosure.

- **MAXIMUM QUALITY**

Electronic sliding ensures optimal retraction of individual segments.

- **MAXIMUM COMFORT**

Electronic sliding of all segments with a single click of a button on your remote control.

- **MAXIMUM SAFETY**

All segments lock automatically on sliding. The safety stop function ensures sliding will stop when encountering obstacles.



ENTRY OPTIONS

ENCLOSURE

You can choose your enclosure entry according to your own requirements.




Front hinged door



Side sliding door



Partially tilting door



Tilting threshold



Side sliding door



Front ventilation door
Standard model





Your dealer