

### Applications:

Compact screen filters with automatic back flushing

### Standard Characteristics:

- **Filter element:** - Stainless Steel screen 316, supported by a PVC cylinder.
- **Available filtration:** from 80 micron up to 1500 micron
- **Filter housing material of construction:** Carbon Steel ST37.2
- **Pre-treatment:** sand blasting up to Sa 2.5 grade
- **External & Internal coating:** electrostatic oven baked polyester-epoxy powder coating with a thickness of 150-200 micron
- **Connections:** VIC, Threaded socket and Flange
- **Maximum recommended working pressure:** up to 10 bar (145 psi).
- **Minimum operating working pressure during flushing:** 2 bar (29 psi)
- Equipped with an electronic control system (6V DC, 12 V DC, 24V AC)

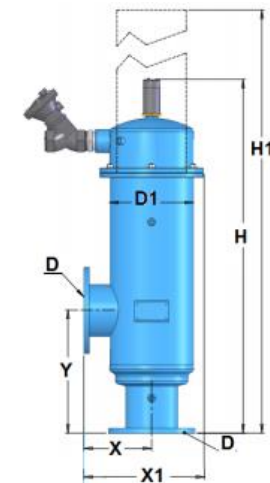


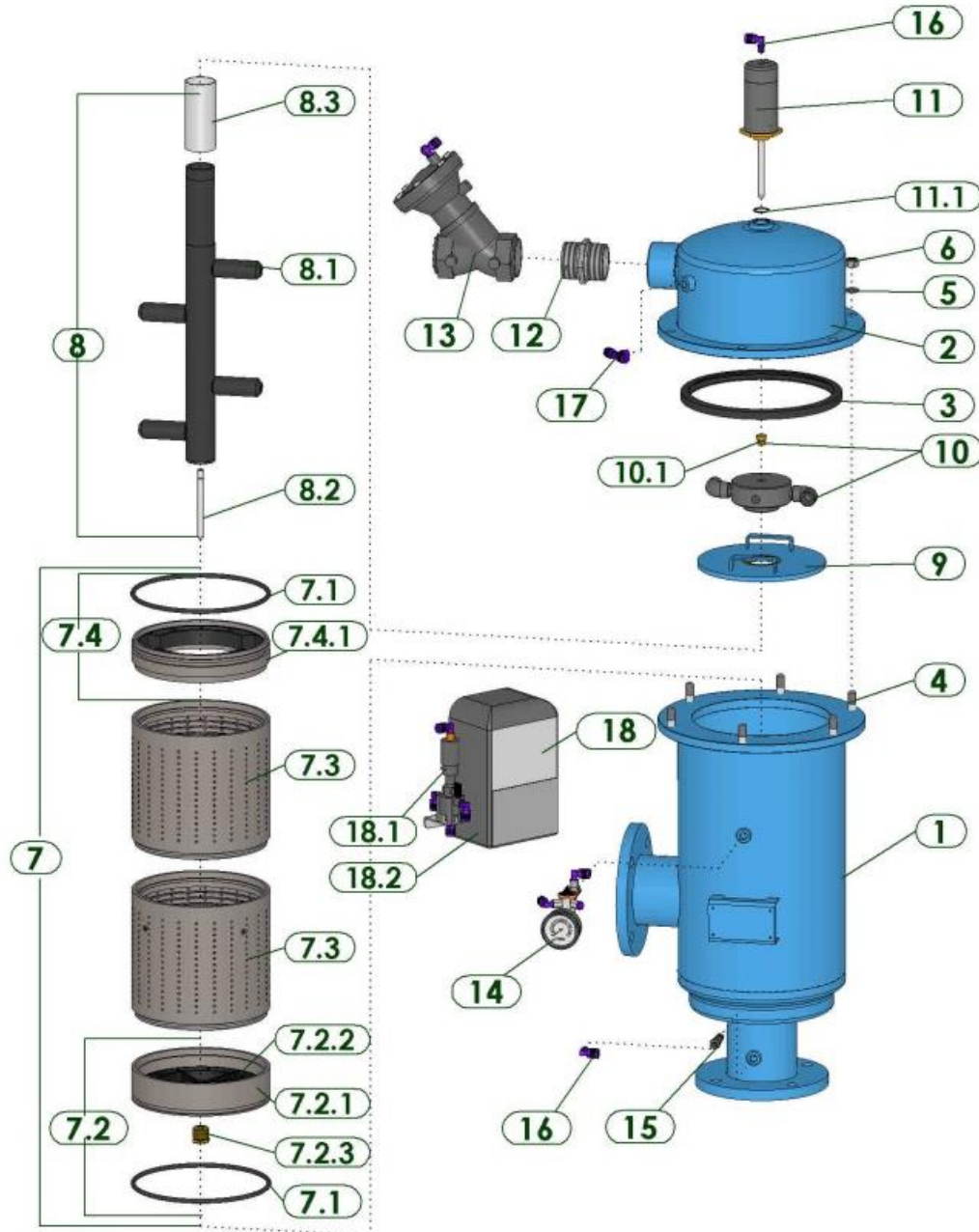
### Operation:

Cleaning of the screen is performed automatically once the pressure loss ( $\Delta P$ ) across the filter has reached the preset value up to 0.5 bar (7psi). The flushing valve opens, pressure is released from the hydraulic piston, and debris laden water is discharged through the flushing valve. Pressure in the hydraulic motor chamber and the dirt collector is significantly lowered causing the dirt collector nozzles move along and rotate cleanings the whole internal screen surface. The flushing cycle takes 5 seconds. The flushing valve closes at the end of the cycle, pressure reapplied to the piston, moving the nozzles back to their rest position, and the filter is cleaned. During the whole process water supply is uninterrupted.

### Dimensions & Weight

Model	In/Out $\varnothing D$		$\varnothing D1$ (in)	X		X1		Y		H		H1		Shipping Weight		Packing Volume	
	(mm)	(in)		(mm)	(in)	(mm)	(in)	(mm)	(in)	(mm)	(in)	(mm)	(in)	(kg)	(lb)	(m)	(ft)
AF202	50	2	10	220	8.7	465	18.3	197	7.8	507	19.9	475	18.7	43	95	0.8x0.6x0.6	2.5x1.9x1.9
AF202X	50	2	10	220	8.7	465	18.3	197	8.7	623	24.5	590	23.2	47	103	0.9x0.6x0.6	2.9x1.9x1.9
AF203	75	3	10	220	8.7	465	18.3	197	8.7	507	19.9	475	18.7	45	95	0.8x0.6x0.6	2.5x1.9x1.9
AF203X	75	3	10	220	8.7	465	18.3	210	8.3	641	25.2	590	23.2	48	105	0.9x0.6x0.6	2.9x1.9x1.9
AF204	100	4	10	220	8.7	465	18.3	210	8.3	641	25.2	610	24.0	50	110	0.9x0.6x0.6	2.9x1.9x1.9
AF204X	100	4	10	220	8.7	585	23.0	315	12.4	920	36.2	1145	45.1	70	154	1.2x0.7x0.7	4.0x2.2x2.2
AF206	150	6	10	220	8.7	585	23.0	400	15.8	1150	45.3	1575	62.0	90	198	1.4x0.68x0.7	4.3x2.2x2.2
AF208	200	8	16	303	11.9	642	25.3	450	17.7	1219	48.0	1700	66.9	150	331	1.4x0.87x0.8	4.7x2.9x2.7





**Flow Rate**

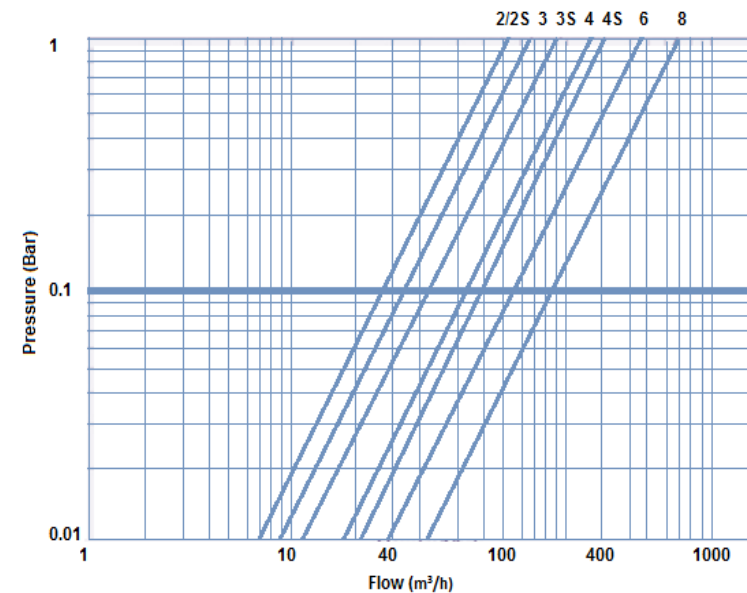
Model	In/Out ØD (inch)	Max. flow rate		Screen Area		Flushing Flow rate		Flushing volume	
		(m <sup>3</sup> /h)	(gpm)	(cm <sup>2</sup> )	(inch <sup>2</sup> )	(m <sup>3</sup> /h)	(gpm)	(m <sup>3</sup> )	(gal)
AF202	2	30	132	1100	170	6	26	0.0083	2.2
AF202X	2	30	132	1630	253	6	26	0.0083	2.2
AF203	3	40	176	1100	170	6	26	0.0083	2.2
AF203X	3	50	220	1630	253	6	26	0.0083	2.2
AF204	4	80	352	1630	253	6	26	0.0083	2.2
AF204X	4	90	396	2770	430	20	87	0.028	7.4
AF206	6	130	572	4120	640	20	87	0.028	7.4
AF208	8	200	880	5240	812	20	87	0.028	7.4

\* Max. flow rate is for high quality water at filtration grade of 120 micron

\*\* Flushing flow rate is for minimum operation pressure (2 bar/30 psi)

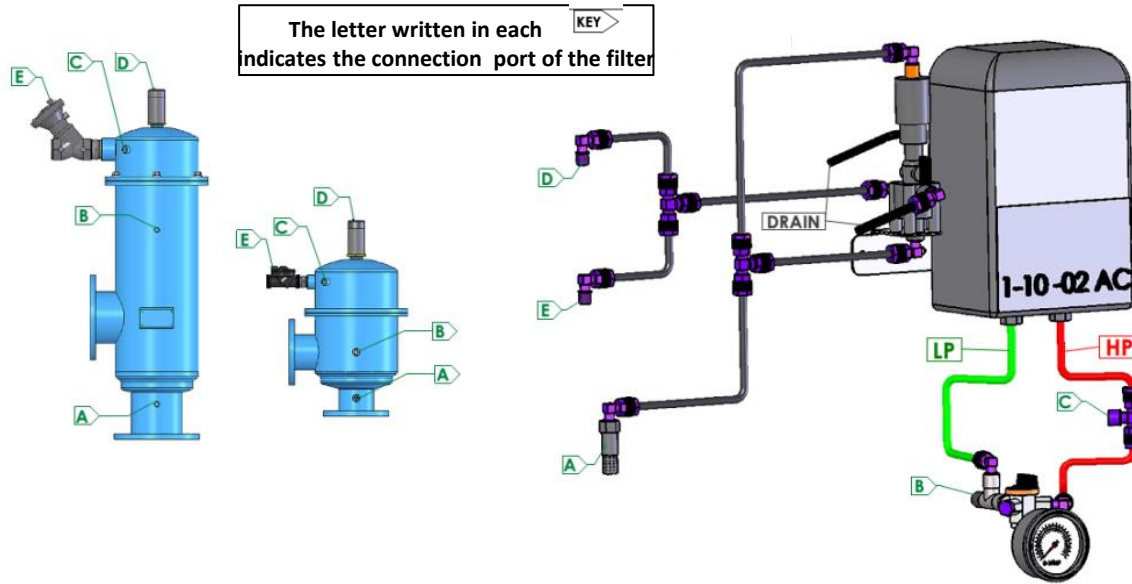
S – Filter with large filtration area

**Pressure Loss at 120 micron**



Description		Model							
		AF202	AF202X	AF203	AF203X	AF204	AF204X	AF206	AF208
FILTER		2"	2"	3"	3"	4"	4"	6"	8"
FILTER BODY		2"	2"	3"	3"	4"	4"	6"	8"
1	Filter body	N/A	N/A	N/A	N/A	N/A	N/A	N/A	N/A
2	Filter Cover	N/A	N/A	N/A	N/A	N/A	N/A	N/A	N/A
3	U-Ring for cover	5311250100	5311250100	5311250100	5311250100	5311250100	5311250100	5311250100	5311400100
4	Stud 1/2" NC	5292143001-043	5292143001-043	5292143001-043	5292143001-043	5292143001-043	5292143001-043	5292143001-043	5292143001-043
5	Washer M12	4121123001	4121123001	4121123001	4121123001	4121123001	4121123001	4121123001	4121123001
6	Nut 1/2" NC	4112140401	4112140401	4112140401	4112140401	4112140401	4112140401	4112140401	4112140401
7	Fine screen PVC225	E7005601000-01##	E7005601001-01##	E7005601000-01##	E7005601001-01##	E7005601001-01##	E7005602001-01##	E7005603000-01##	E7006603000-01##
7.1	O-Ring	4081202100-445	4081202100-445	4081202100-445	4081202100-445	4081202100-445	4081202100-445	4081202100-445	4081266100-450
7.2	Upper screen adaptor	---	---	---	---	---	E5005600900-01	E5005600900-01	E5006600900-01
7.2.1	Upper screen adaptor	---	---	---	---	---	5005600900	5005600900	5006600900
7.2.2	Screen wheel	5021640500	5021640500	5021640500	5021640500	5021640500	5021640500	5021640500	5021010600-P
7.2.3	Screen bearing f/dirt coll.	5172391000	5172391000	5172391000	5172391000	5172391000	5172391000	5172391000	5172391000
7.3	Fine screen	W5005600400-01##	W5005600401-01##	W5005600400-01##	W5005600401-01##	W5005600401-01##	W5005600300-01##	W5005600300-01##	W5006600300-01##
7.4	Lower screen adaptor	---	---	---	---	---	E5005601001-02	E5005601001-02	E5006601000-02
7.4.1	Lower screen adaptor	---	---	---	---	---	E5005601001-01	E5005601001-01	E5006601000-01
8	Dirt collector	E7101610200-01	E7101610201-01	E7101610200-01	E7101610201-01	E7101610201-01	E7102610400-01	E7102610600-01	E7102610601-01
8.1	Suction nozzle	5121610101	5121610101	5121610101	5121610101	5121610101	5121610201	5121610201	5121610202
8.2	Dirt collector shaft	5131300900	5131300901	5131300900	5131300901	5131300901	5131300901	5131300901	5131300902
8.3	Dirt collector sleeve	5171303301	5171303302	5171303301	5171303302	5171303302	5171305000	5171305000	E5171305001
9	Flushing chamber plate	E5023010500-01	E5023010500-01	E5023010500-01	E5023010500-01	E5023010500-01	E5023010501-01	E5023010501-01	E5023010600-01
10	Hydraulic motor	E5141630200-01	E5141630200-01	E5141630200-01	E5141630200-01	E5141630200-01	E5142610202-01	E5142610203-01	E5142610203-01
10.1	Hydraulic motor bearing	5173360001	5173360001	5173360001	5173360001	5173360001	5173360001	5173360001	5173360001
11	Hydraulic piston	E7160306300	E7160306302	E7160306300	E7160306302	E7160306302	E7160306303	E7160306303	E7160306307
11.1	O-Ring	4081020110	4081020110	4081020110	4081020110	4081020110	4081020110	4081020110	4081020110
12	Double nipple	4220106500	4220106500	4220106500	4220106500	4220106500	4220200300	4220200300	4220200300
13	Hydraulic valve	4510010004-1M	4510010004-1M	4510010004-1M	4510010004-1M	4510010004-1M	4510020003-06-1M	4510020003-06-1M	4510020003-06-1M
14	Pressure gauge	CS11010019	CS11010019	CS11010019	CS11010019	CS11010019	CS11010019	CS11010019	CS11010019
15	Finger filter	4470010000	4470010000	4470010000	4470010000	4470010000	4470010000	4470010000	4470010000
16	Male elbow	4640618082	4640618082	4640618082	4640618082	4640618082	4640618082	4640618082	4640618082
17	Tee 8*1/4*8 plastic	4640214082	4640214082	4640214082	4640214082	4640214082	4640214082	4640214082	4640214082
18	Controller 1-10 DC + 1 solenoid	CSD1100112100	CSD1100112100	CSD1100112100	CSD1100112100	CSD1100112100	CSD1100112100	CSD1100112100	CSD1100112100
18	Controller 1-10 AC + 1 solenoid	CSA1100114100	CSA1100114100	CSA1100114100	CSA1100114100	CSA1100114100	CSA1100114100	CSA1100114100	CSA1100114100
18.1	Solenoid DCL GALSOL 2W	4430010902	4430010902	4430010902	4430010902	4430010902	4430010902	4430010902	4430010902
18.1	Solenoid AC GALSOL 24V	4430030901	4430030901	4430030901	4430030901	4430030901	4430030901	4430030901	4430030901
18.2	Controller 1-10 DC 2 ports + DP	4440211002	4440211002	4440211002	4440211002	4440211002	4440211002	4440211002	4440211002
18.2	Controller 1-10 AC 2 ports + DP	4440311002	4440311002	4440311002	4440311002	4440311002	4440311002	4440311002	4440311002
18.2.1	Expansion card 1-10 DC	4450110200	4450110200	4450110200	4450110200	4450110200	4450110200	4450110200	4450110200
18.2.1	Expansion card 1-10 AC	4450110300	4450110300	4450110300	4450110300	4450110300	4450110300	4450110300	4450110300

**AF200-AC Control System Setup**



**AF200-DC Control System Setup**

