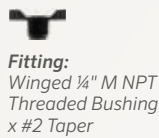

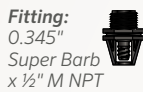
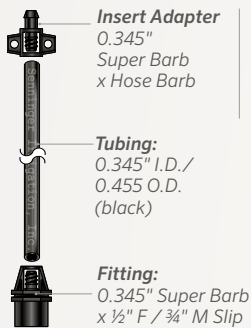


RISER ADAPTER ASSEMBLIES



Components are also available for 0.345" tubing.



DROP ASSEMBLIES

Consider friction loss through the tubing and components when designing for optimum performance. Punch tools also available.

Components are also available for 0.270" tubing.