



PRESSURE REGULATORS

ACCURATE REGULATORS FOR ENSURING UNIFORM PRESSURE

OVERVIEW

- Ensuring continuous non-peak, consistent pressure and maximum system uptime, our highly accurate pressure regulators are available in two models.
- PRV 2000: Located near the head control, this model is available at various outlet pressures.
- In-line PRV: Located at the dripperline, sprinkler or conduction/distribution pipe entry point, this model is suitable for low-flow rates that are most prevalent in sloped irrigation applications.



3/4" In-line

3/4" x 1 (2000)

1 1/2" x 2 (2000)

2" x 4 (2000)

2" x 6 (2000)

3" x 10 (2000)

PRESSURE REGULATORS SELECTION

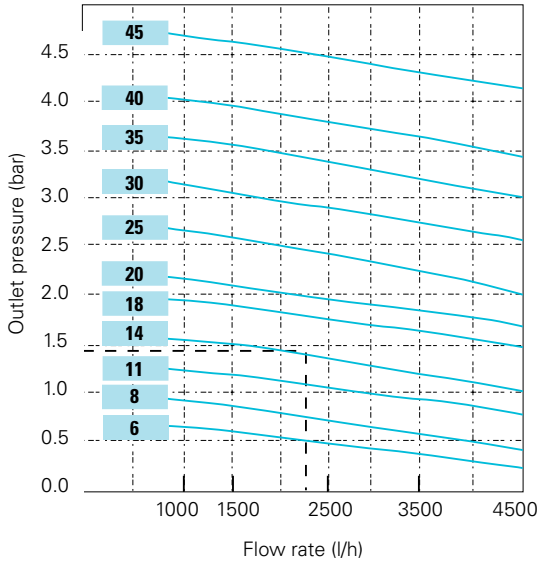
PRODUCT	MODEL	MIN. FLOW RATE (M ³ /H)	MAX. FLOW RATE (M ³ /H)	MAX. INLET PRESSURE (BAR)	BODY MATERIAL
3/4" In-line PRV (Low Flow)	In-line PRV	0.08	1.0	10	Plastic, Black
3/4" In-line PRV (Acid Resistant)	In-line PRV	0.08	1.0	4	Plastic, Purple
3/4" (1 regulating unit)	2000	1.2	4.5	10	Plastic, Black
1 1/2" (2 regulating units)	2000	2.4	9.0	10	Plastic, Black
2" (4 regulating units)	2000	4.8	18.0	10	Plastic, Black
2" (6 regulating units)	2000	7.2	27.0	10	Brass
3" (10 regulating units)	2000	12	45.0	10	Brass

REGULATING UNITS FOR 2000 SERIES SELECTION

0.6, 0.8, 1.1, 1.4, 1.8, 2.0, 2.5, 3.0, 3.5, 4.0, 4.5

* Outlet pressure in bar

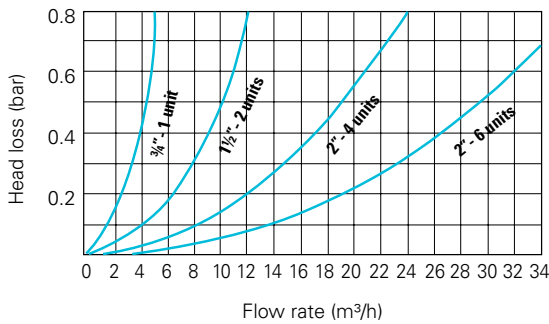
PRV 2000 SERIES OUTLET PRESSURE VS. FLOW RATE



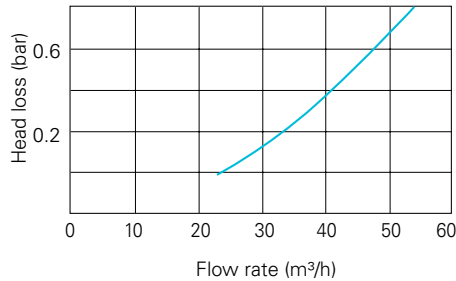
EXAMPLE: FLOW RATE – OUTPUT PRESSURE

- Given flow rate = 14.0 m³/h
- Required output pressure = 1.4 bar
- Calculation: Selected product = PRV 2" x 6 springs.
- Head loss across the PRV unit at 14.0 m³/h = 0.12 bar (graph 2)
- Flow rate per spring = 14:6 = 2.3 m³/h.
- Selected spring 1.4 = output pressure at 2.3 m³/h is 1.4 bar (graph 1)
- Total minimum required inlet pressure = 1.4 + 0.12 + 0.2 (0.2 bar is constant addition to move the piston out) = 1.72 bar
- Spring pressure regulator valve = > head loss + actual output pressure + 0.2 bar = minimum required inlet pressure

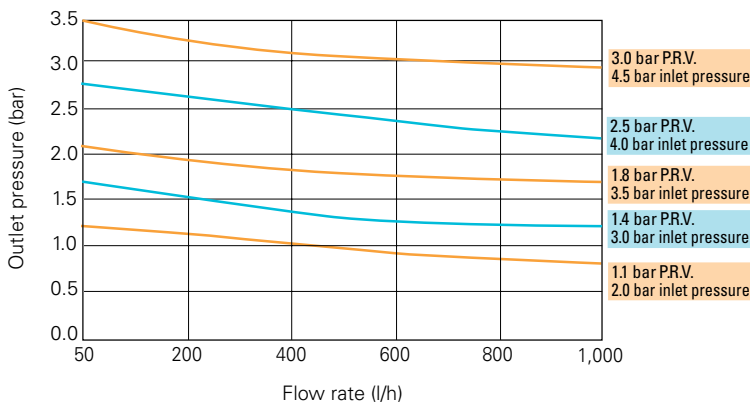
PRESSURE REGULATORS (HEAD LOSS VS. FLOW RATE)



3"X10 (HEAD LOSS VS. FLOW RATE)



IN-LINE PRV OUTLET PRESSURE VS. FLOW RATE



IN-LINE PRV LOW FLOW PRESSURE REGULATOR

- Plastic body, corrosion resistant
- Stainless steel spring
- Min. flow rate 50 l/h, max. flow rate 1000 l/h
- Inlet and outlet connector 3/4" female
- Max. inlet pressure: 10 bar
- Spring for drip irrigation: 1.1, 1.4 and 1.8 bar
- Spring for sprinklers: 2.5 and 3.0 bar with 1/2" female threaded at the outlet

Let op!

De vendor item nummers wijken af omdat in de catalogus de BSPT staat en wij de BSP in het assortiment hebben.

The seller item numbers differ because the catalog states the BSPT and we have the BSP in our range.

Die Artikelnummern der Verkäufer weichen ab, da im Katalog die BSPT angegeben ist und wir die BSP in unserem Sortiment führen.

Numery pozycji sprzedawcy różnią się, ponieważ katalog podaje BSPT, a my mamy BSP w naszym asortymencie.

Säljarens artikelnummer skiljer sig eftersom katalogen anger BSPT och vi har BSP i vårt sortiment.

Sælgers varenumre er forskellige, fordi kataloget angiver BSPT, og vi har BSP i vores sortiment.

PRV 2000 2" 4 UNITS

CATALOG NO.	DESCRIPTION	FLOW RANGE (M ³ /H / GPM)	NOMINAL OUTPUT PRESSURE (BAR / PSI)	MAX OPERATING PRESSURE (BAR / PSI)	REGULATING UNITS QTY
30540-000900	PR.V. 2000 2" BSPT 0.6 BAR 9 PSI 4U PL	4.8-18 / 20.8-79.2	0.6 / 9	10 / 145	4
30540-000901	PR.V. 2000 2" BSPT 0.8 BAR 12 PSI 4U PL	4.8-18 / 20.8-79.2	0.8 / 12	10 / 145	4
30540-000902	PR.V. 2000 2" BSPT 1.1 BAR 15 PSI 4U PL	4.8-18 / 20.8-79.2	1.1 / 15	10 / 145	4
30540-000903	PR.V. 2000 2" BSPT 1.4 BAR 20 PSI 4U PL	4.8-18 / 20.8-79.2	1.4 / 20	10 / 145	4
30540-000904	PR.V. 2000 2" BSPT 1.8 BAR 25 PSI 4U PL	4.8-18 / 20.8-79.2	1.8 / 25	10 / 145	4
30540-000905	PR.V. 2000 2" BSPT 2.0 BAR 30 PSI 4U PL	4.8-18 / 20.8-79.2	2.0 / 30	10 / 145	4
30540-000906	PR.V. 2000 2" BSPT 2.5 BAR 35 PSI 4U PL	4.8-18 / 20.8-79.2	2.5 / 35	10 / 145	4
30540-000907	PR.V. 2000 2" BSPT 3.0 BAR 43 PSI 4U PL	4.8-18 / 20.8-79.2	3.0 / 43	10 / 145	4
30540-000908	PR.V. 2000 2" BSPT 3.5 BAR 50 PSI 4U PL	4.8-18 / 20.8-79.2	3.5 / 50	10 / 145	4
30540-000909	PR.V. 2000 2" BSPT 4.0 BAR 57 PSI 4U PL	4.8-18 / 20.8-79.2	4.0 / 57	10 / 145	4
30540-000910	PR.V. 2000 2" BSPT 4.5 BAR 65 PSI 4U PL	4.8-18 / 20.8-79.2	4.5 / 65	10 / 145	4
30540-000950	PR.V. 2000 2" NPT 0.6 BAR 9 PSI 4U PL	4.8-18 / 20.8-79.2	0.6 / 9	10 / 145	4
30540-000951	PR.V. 2000 2" NPT 0.8 BAR 12 PSI 4U PL	4.8-18 / 20.8-79.2	0.8 / 12	10 / 145	4
30540-000952	PR.V. 2000 2" NPT 1.1 BAR 15 PSI 4U PL	4.8-18 / 20.8-79.2	1.1 / 15	10 / 145	4
30540-000953	PR.V. 2000 2" NPT 1.4 BAR 20 PSI 4U PL	4.8-18 / 20.8-79.2	1.4 / 20	10 / 145	4
30540-000954	PR.V. 2000 2" NPT 1.8 BAR 25 PSI 4U PL	4.8-18 / 20.8-79.2	1.8 / 25	10 / 145	4
30540-000955	PR.V. 2000 2" NPT 2.0 BAR 30 PSI 4U PL	4.8-18 / 20.8-79.2	2.0 / 30	10 / 145	4
30540-000956	PR.V. 2000 2" NPT 2.5 BAR 35 PSI 4U PL	4.8-18 / 20.8-79.2	2.5 / 35	10 / 145	4
30540-000957	PR.V. 2000 2" NPT 3.0 BAR 43 PSI 4U PL	4.8-18 / 20.8-79.2	3.0 / 43	10 / 145	4
30540-000958	PR.V. 2000 2" NPT 3.5 BAR 50 PSI 4U PL	4.8-18 / 20.8-79.2	3.5 / 50	10 / 145	4
30540-000959	PR.V. 2000 2" NPT 4.0 BAR 57 PSI 4U PL	4.8-18 / 20.8-79.2	4.0 / 57	10 / 145	4
30540-000960	PR.V. 2000 2" NPT 4.5 BAR 65 PSI 4U PL	4.8-18 / 20.8-79.2	4.5 / 65	10 / 145	4

